

EPISODIC PAYMENT MONITOR

In a world of managed care and narrowed networks, it's imperative that you know how to calculate your **effective daily rate**, evaluate your **cost drivers**, and measure **key performance areas**.

EPISODIC PAYMENT

\$11,500

AVG. OVERALL LOS

22.6

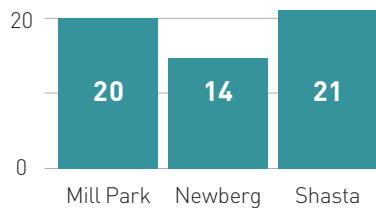
EFFECTIVE DAILY RATE

\$509.85

YEAR & MONTHS

JAN-DEC 2017

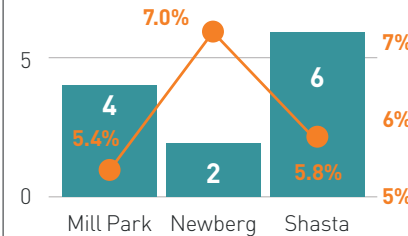
ADMISSIONS



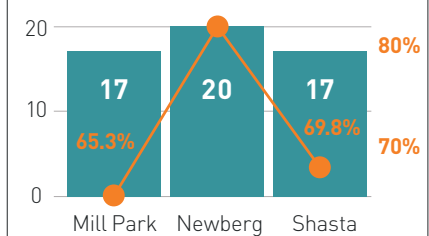
AVG. SKILLED LOS



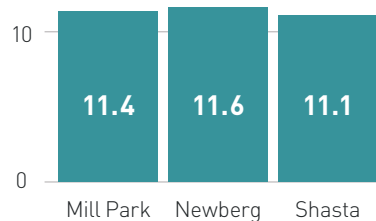
READMISSION RATES



ED VISITS



AVG. MEDICATIONS PER PATIENT



COSTS PER PATIENT DAY



AVG. DRUG SPEND PER PATIENT PER DAY



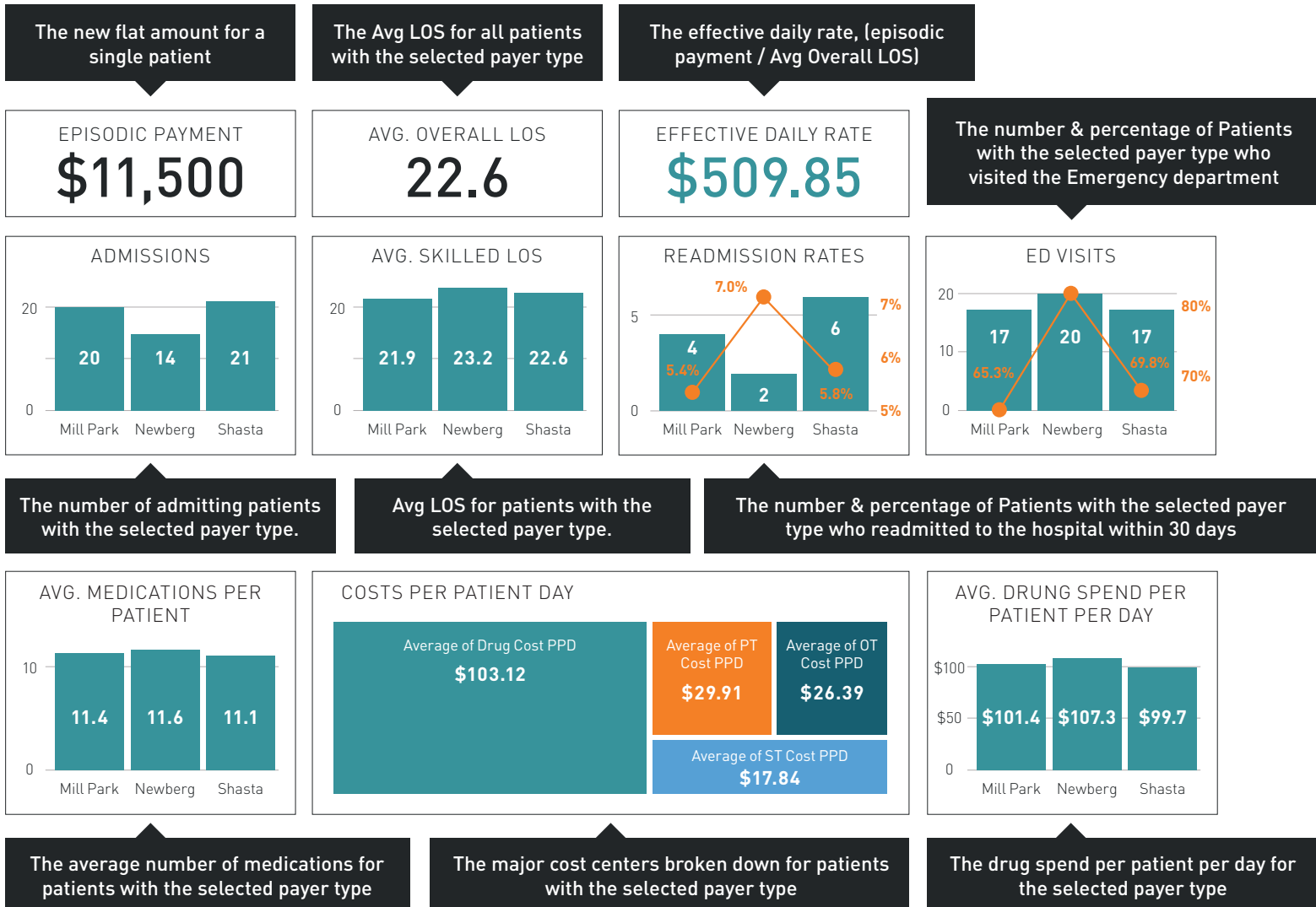
FACILITIES: MILL PARK, NEWERG, SHASTA

PAYER: BLUECROSS BLUESHEILD - REGENCE

DO YOU WANT ACCESS TO CONTRACT NEGOTIATION CONSULTING?

Contact Tina Worthey at tmworthey@consonushealth.com or 971-303-1817 or visit consonushealth.com/episodicpayments to learn more.

EPISODIC PAYMENT MONITOR WHAT THE NUMBERS MEAN.



DO YOU WANT ACCESS TO CONTRACT NEGOTIATION CONSULTING?

Contact Tina Worthey at tmworthey@consonushealth.com or 971-303-1817 or visit consonushealth.com/episodicpayments to learn more.